

# Clinical Audit Report

## Skin Cancer Surgical Audit

1 January 2014 to 30 June 2014

Dr John Citizen  
Sample Medical Centre  
1234 Main Highway  
Suburb, Town, 1234

**Practitioner Peer Group**  
**Use of Dermoscopy**  
**Location**

General Practitioner  
Medium  
Large Rural

# Sample

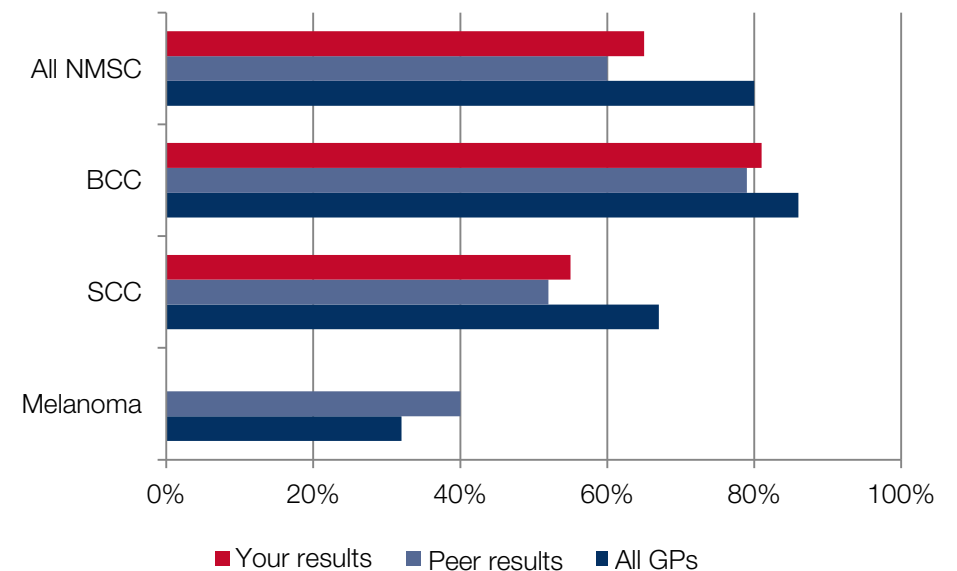
### Analysis of New Specimens

Number of patients	43
New lesions	79
Previously biopsied lesions	2
Total lesions	81

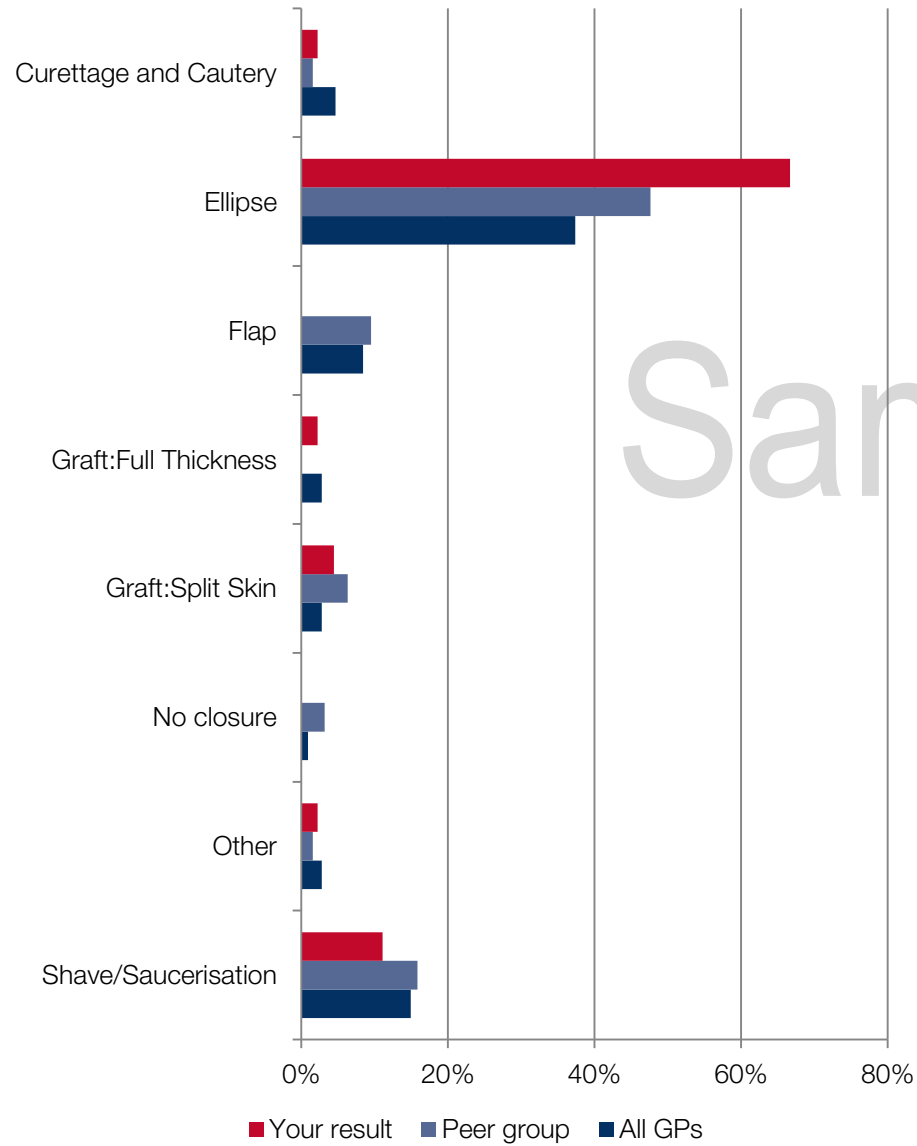
### Analysis of Specimens

Percentage of new lesions that were malignant	32%
Percentage of surgically managed lesions that were malignant	30%
Number of lesions tested to exclude melanoma	0
Number of melanoma diagnosed	0
Peer group count of lesions tested to exclude melanoma	13
Peer group count of melanoma diagnosed	0
All GPs group count of lesions to exclude melanoma	28
All GPs group count of melanoma diagnosed	2

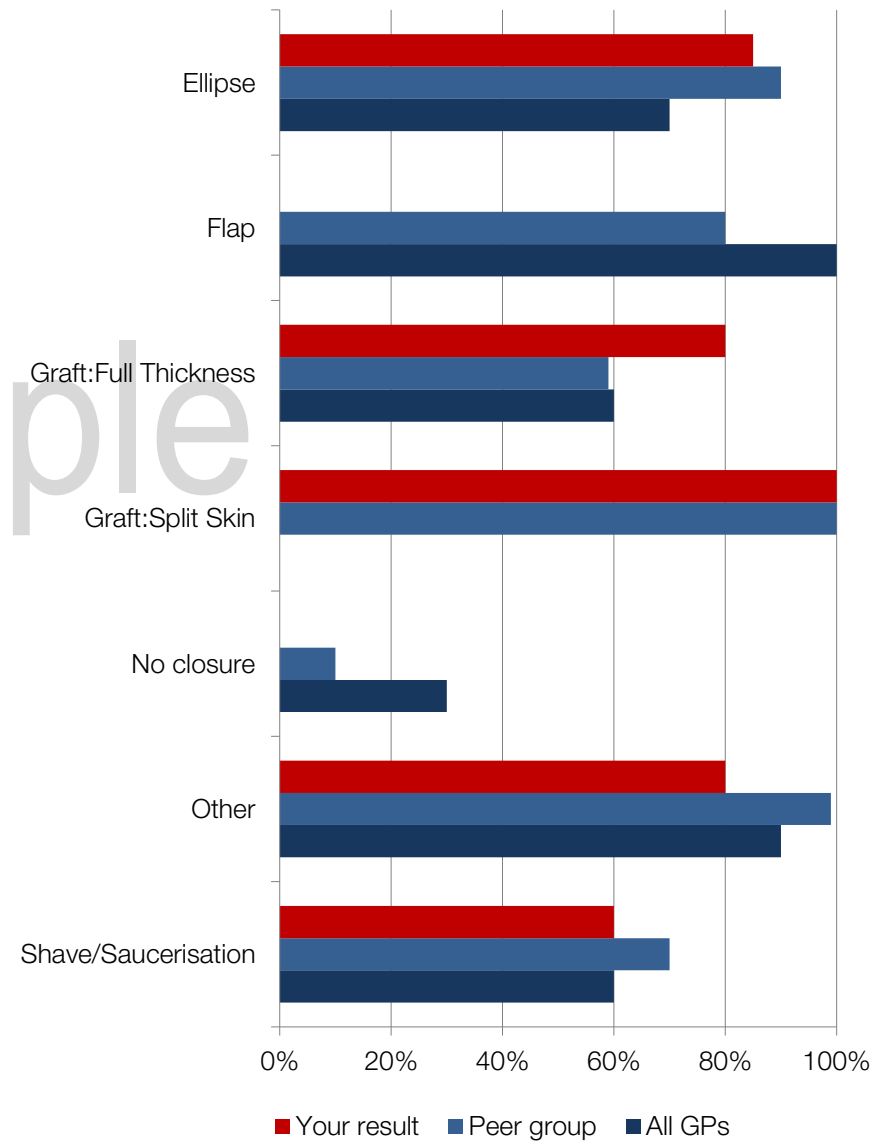
### Diagnostic Accuracy - All



## Surgical Management Types



## Margin Adequacy



## Provisional vs Histological Diagnosis

Provisional Diagnosis	Total PD	Accuracy	Sensitivity	Histological diagnosis																	
				BCC	SCC/IEC /KA	MMis/HMF	MMInv	MMMet	OM	N	DN	BN	SN	SK	SL	SebK	LPLK	DF	SGH	BCyst	OB
Basal cell carcinoma	15	67%	91%	10	1									1		1		1		1	
Squamous cell carcinoma/ IEC/Bowens/KA	10	60%	67%	1	5				1						1						1
Melanoma: in situ/HMF	0																				
Melanoma: invasive	0																				
Melanoma: metastasis	0																				
Other malignant	0																				
Naevus: Banal	9	67%	86%							6					2						1
Naevus: Dysplastic	2	0%	0%							1											1
Naevus: Blue	0																				
Naevus: Sptiz	0																				
Solar keratosis	4	0%	0%		1										1	2					
Solar lentigo	0																				
Seborrhoeic keratosis	16	69%	48%										2		11						3
Lichen planus like keratosis	6	0%	0%												6						
Dermatofibroma	2	50%	100%		1													1			
Sebaceous gland hyperplasia	0																				
Benign cyst	3	67%	100%																	2	1
Other: benign	12	75%	53%										1		1	1					9
TOTAL HD	79			11	9	0	0	0	1	7	0	0	0	4	0	23	3	1	1	2	17